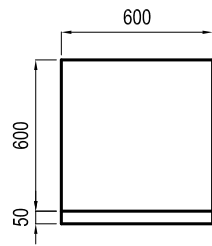


# Lesson 7 Interactive Activity

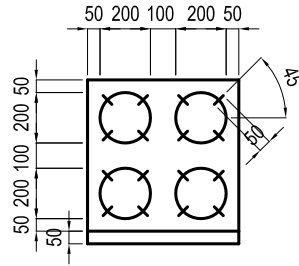
## Instructions:

Draw objects based on the measurements given. Do not draw the dimensions. Ensure that all objects are in the default LAYER 0 and BY LAYER settings for all properties. Convert each object into a block using the given name format. Choose the insertion point for each block. Create the layers using the name given and assigned color. Place the blocks to their corresponding layer.

layer - APPLIANCE, color - Red

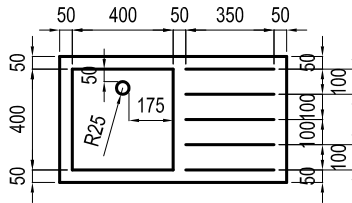


REFRIDGERATOR

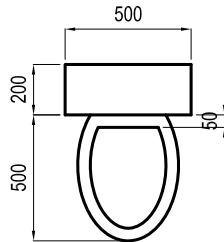


RANGE STOVE

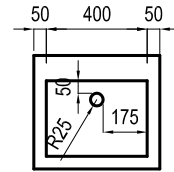
layer - FIXTURES, color - Yellow



KITCHEN SINK

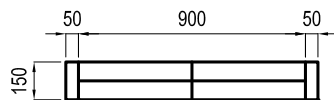


WATER CLOSET

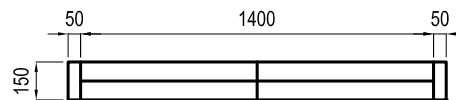


LAVATORY

layer - WINDOWS, color - Green

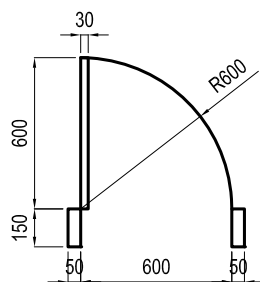


WINDOW SMALL

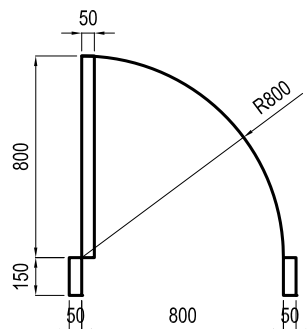


WINDOW BIG

layer - DOORS, color - Cyan



DOOR SMALL



DOOR BIG